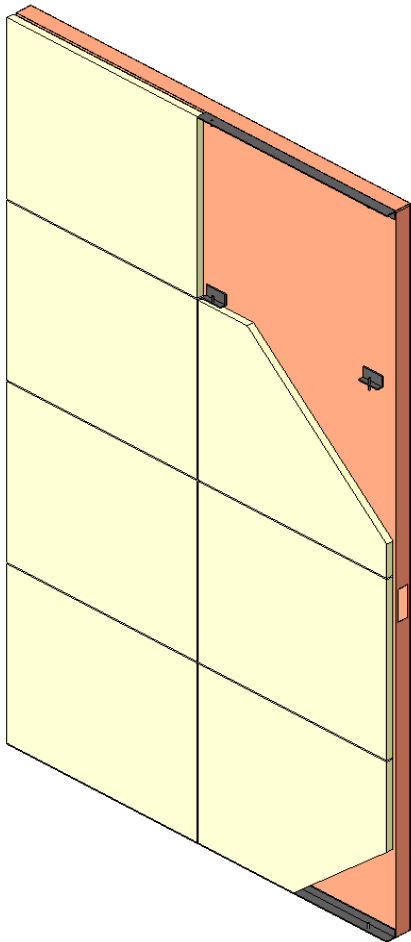


CHAMELEON

Metal/Stone-Cladded 4H Fire Rated Steel Doors



Fire Rating: Up to 4 hours, under BS 476:Part 22:1987; SS 332:2007; EN1634.

Doorleaf: 47 mm thick door-leaves formed from 1.5mm electrogalvanised (zinc-coated) steel skins reinforced with internal C-profiled through-going stiffeners engineered to support a weight of 100 kg/m² of external cladding of decorative metal or stone mounted to the door face through a proprietary arrangement of reinforced brackets

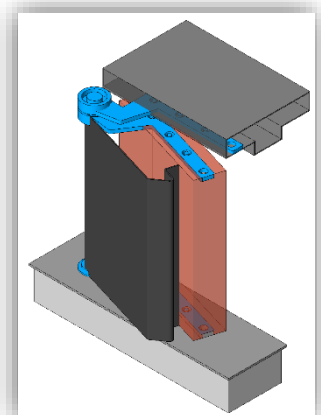
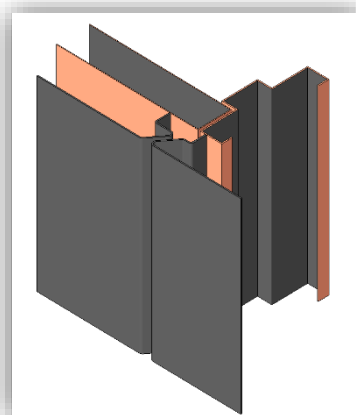
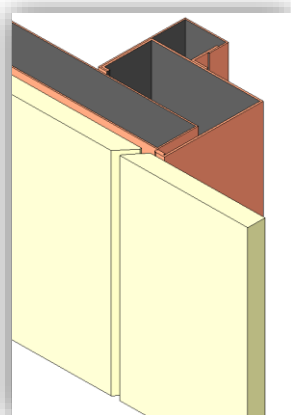
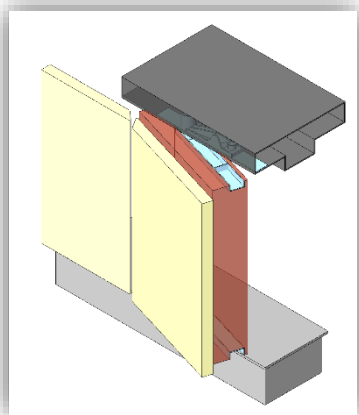
Frame: Frames are formed from 1.5 mm electrogalvanised (zinc-coated) steel, welded and finished smooth,

Finish: Primer only unless otherwise specified.

Hardware: Center or offset pivot hinges and floor-spring closers; mortise cylinder lockset.



Weight: Leaf ~47kg/m².
Stone: Up to 100kg/m², combined door & cladding limit = 300kg/leaf

Max. Sizes: Single Leaf 1,500 x 3,000 mm
Double Leaf 3,000 x 3,000 mm



CHAMELEON

Metal/Stone-Cladded 4H Fire Rated Steel Doors



TACAM STEEL PTE LTD